



KEY-LOC DIRECTIONS



Key-Loc® Cushion Removal:

To remove the cushions from a piece of Key-Loc® seating, all you will need is:
(1) Key-Loc® key.



Step One:

Locate the locking mechanism for each cushion where the seat and back cushion meet.




Step Two:

Insert the key into the locking mechanism on the cushion. Turn the key approximately 90° to unlock.



Step Three:

While holding the key in its 90° position, slide the cushions off the frame by pulling evenly and firmly as shown here.



Step Four:

Once removed, your cushions can easily be flipped, cleaned or have the fabric covers replaced.